







### MASSEY FERGUSON TRACTOR PARTS


	<b>OEM Number</b> 897147M95  <b>Hidros number</b>	<b>Alternative Numbers</b> 1662243M91 / 3774617M92 897146M94 / 897146M95 897147M94 / 3774617M91 897147R95 / 523092M91 1872025M91	<b>Working volume</b>  <b>Flange</b>  <b>Shaft type</b> Parallel shaft <b>Rotation</b>	<b>Ports</b>  <b>Port Sizes</b> Inlet: Pressure: <b>Flange mount holes</b>
<b>Tractor Type</b>	<b>Serie: 100</b> 165 (ôPlesseyö fitting ), 168 (ôPlesseyö fitting ), 175 (ôPlesseyö fitting ), 175S (ôPlesseyö fitting ), 178 (ôPlesseyö fitting ), 185 (ôPlesseyö fitting ), 188 (ôPlesseyö fitting ) <b>Serie: 200</b> 265 (ôPlesseyö fitting ), 275 (ôPlesseyö fitting ), 285 (ôPlesseyö fitting ), 290 (ôPlesseyö fitting ) <b>Serie: 200 (Brazil - South Africa)</b> 265 (ôPlesseyö fitting ) <b>Serie: 500</b> 565 (ôPlesseyö fitting ), 575 (ôPlesseyö fitting ), 590 (ôPlesseyö fitting ) <b>Industrial tractor Serie:</b> 30D, 50, 50B, 50B MKII <b>Combine-harvester Serie:</b> 565 (ôPlesseyö fitting )			


	<b>OEM Number</b> 1696665M91  <b>Hidros number</b>	<b>Alternative numbers</b> 3774616M92	<b>Working volume</b>  <b>Flange</b>  <b>Shaft type</b> 1:8 taper <b>Rotation</b>	<b>Ports</b>  <b>Port Sizes</b> Inlet: Pressure: <b>Flange mount holes</b>
<b>Tractor Type</b>	<b>Serie: 300</b> 362, 365, 375, 390			


	<b>OEM Number</b> 3819972M91  <b>Hidros number</b>	<b>Alternative Numbers</b>	<b>Working volume</b>  <b>Flange</b>  <b>Shaft type</b>  <b>Rotation</b>	<b>Ports</b>  <b>Port Sizes</b> Inlet: Pressure: <b>Flange mount holes</b> Inlet: Pressure:
<b>Tractor Type</b>	275,375E,290,275,375E			


	<b>OEM Number</b> 3149403M91  <b>Hidros number</b>	<b>Alternative Numbers</b>	<b>Working volume</b>  <b>Flange</b>  <b>Shaft type</b>  <b>Rotation</b>	<b>Ports</b>  <b>Port Sizes</b> Inlet: Pressure: <b>Flange mount holes</b>
<b>Tractor Type</b>	295			




	<b>OEM Number</b> 773126M92  <b>Hidros number</b>	<b>Alternative Numbers</b>  527904M93 527904M92 527904M91	<b>Working volume</b>  <b>Flange</b>  <b>Shaft type</b> Parallel shaft <b>Rotation</b>	<b>Ports</b>  <b>Port Sizes</b> Inlet: Pressure: <b>Flange mount holes</b> Inlet: Pressure:
<b>Tractor Type</b>	Serie: 100 135, 148 Serie: 200 230, 240, 250 Serie: 500 550 Industrial tractor Serie: 20B, 20D, 20E, 30E, 30H, 40 Combine-harvester Serie: 240			


	<b>OEM Number</b> 3409523M91  <b>Hidros number</b>	<b>Alternative Numbers</b>	<b>Working volume</b>  <b>Flange</b>  <b>Shaft type</b>  <b>Rotation</b>	<b>Ports</b>  <b>Port Sizes</b> Inlet: Pressure: <b>Flange mount holes</b> Inlet: Pressure:
<b>Tractor Type</b>	296-4			


	<b>OEM Number</b> 3409524M91  <b>Hidros number</b>	<b>Alternative Numbers</b>	<b>Working volume</b>  <b>Flange</b>  <b>Shaft type</b>  <b>Rotation</b>	<b>Ports</b>  <b>Port Sizes</b> Inlet: Pressure: <b>Flange mount holes</b> Inlet: Pressure:
<b>Tractor Type</b>	290-4			


	<b>OEM Number</b> 3409925M91  <b>Hidros number</b>	<b>Alternative Numbers</b>	<b>Working volume</b>  <b>Flange</b>  <b>Shaft type</b>  <b>Rotation</b>	<b>Ports</b>  <b>Port Sizes</b> Inlet: Pressure: <b>Flange mount holes</b> Inlet: Pressure:
<b>Tractor Type</b>	295-4			




	<b>OEM Number</b> 3145114M91	<b>Alternative Numbers</b>	<b>Working volume</b>  <b>Flange</b>  <b>Shaft type</b>  <b>Rotation</b>	<b>Ports</b>  <b>Port Sizes</b> Inlet: Pressure: <b>Flange mount holes</b> Inlet: Pressure:
	<b>Hidros number</b>			
<b>Tractor Type</b>	296			


	<b>OEM Number</b> 047821T1	<b>Alternative Numbers</b>	<b>Working volume</b>  <b>Flange</b>  <b>Shaft type</b>  <b>Rotation</b>	<b>Ports</b>  <b>Port Sizes</b> Inlet: Pressure: <b>Flange mount holes</b> Inlet: Pressure:
	<b>Hidros number</b>			
<b>Tractor Type</b>	265, 275, 283, 290 IPTO			


	<b>OEM Number</b> 047822T1	<b>Alternative Numbers</b>	<b>Working volume</b>  <b>Flange</b>  <b>Shaft type</b>  <b>Rotation</b>	<b>Ports</b>  <b>Port Sizes</b> Inlet: Pressure: <b>Flange mount holes</b> Inlet: Pressure:
	<b>Hidros number</b>			
<b>Tractor Type</b>	265, 275, 283 (4x4), 290			


	<b>OEM Number</b> 72281327	<b>Alternative Numbers</b>  72281328 (Sauer)  2.4539.710.0 (Sauer)  2.4539.700.0	<b>Working volume</b>  <b>Flange</b>  <b>Shaft type</b>  <b>Rotation</b>	<b>Ports</b>  <b>Port Sizes</b> Inlet: Pressure: <b>Flange mount holes</b> Inlet: Pressure:
	<b>Hidros number</b>			
<b>Tractor Type</b>				





	<b>OEM Number</b> 72276669  <b>Hidros number</b>	<b>Alternative Numbers</b>  2.4539.620.0  0510 715 008	<b>Working volume</b>  Flange  Shaft type  Rotation	<b>Ports</b>  Port Sizes Inlet: Pressure: <b>Flange mount holes</b> Inlet: Pressure:
<b>Tractor Type</b>				


	<b>OEM Number</b> 3539856M91  <b>Hidros number</b>	<b>Alternative Numbers</b>  3531220M91  SNP2/8S C001	<b>Working volume</b>  Flange  Shaft type  Rotation	<b>Ports</b>  Port Sizes Inlet: Pressure: <b>Flange mount holes</b> Inlet: Pressure:
<b>Tractor Type</b>				


	<b>OEM Number</b> 3539857M91  <b>Hidros number</b>	<b>Alternative Numbers</b>  1825212M91  SNP2/11D C001	<b>Working volume</b>  Flange  Shaft type  Rotation	<b>Ports</b>  Port Sizes Inlet: Pressure: <b>Flange mount holes</b> Inlet: Pressure:
<b>Tractor Type</b> <b>Serie: 100</b> 174, 174C, 174F, 174S, 174V, 184, 184F, 184S, 194, 194C, 194F, 194S <b>Serie: 200</b> 273, 274, 274C, 274CF, 274S, 274SK, 283, 284, 284S, 293, 294, 294C, 294S <b>Serie: 300</b> 373 (->P04065 ), 373LX (->P06076 ), 373S (->P06076 ), 377 (->P04065 ), 383 (->P06076 ), 383LX (->P06076 ), 383S (->P06076 ), 387 (->P04065 ), 393 (->P06076 ), 393LX (->P06076 ), 393S (->P06076 ), 393TLX (->P06076 ), 397 (->P04065 )				

	<b>OEM Number</b> 3539859M91  <b>Hidros number</b>	<b>Alternative Numbers</b>  1824474M91  1823870M91  SNP2/17S C001	<b>Working volume</b>  Flange  Shaft type  Rotation	<b>Ports</b>  Port Sizes Inlet: Pressure: <b>Flange mount holes</b> Inlet: Pressure:
<b>Tractor Type</b> <b>Serie: 100</b> 154F, 154S, 164TS, 174F, 174S, 184F, 184S, 194F, 194S <b>Serie: 200</b> 274C				


	<b>OEM Number</b> 3539858M91  <b>Hidros number</b>	<b>Alternative Numbers</b>  1825210M91 3546160M91 SNP2/11S C001	<b>Working volume</b>  <b>Flange</b>  <b>Shaft type</b>  <b>Rotation</b>	<b>Ports</b>  <b>Port Sizes</b> Inlet: Pressure: <b>Flange mount holes</b> Inlet: Pressure:
<b>Tractor Type</b>	<b>Series: 100</b> 134C, 134V, 154, 154C, 154F, 154S, 154V, 164TF, 164TS, 164TV, 174, 174C, 174F, 174S, 174V, 184, 184F, 184S, 194, 194C, 194F, 194S <b>Series: 1000</b> 1007, 1014, 1024, 1114, 1134 <b>Series: 200</b> 233, 234C, 234CF, 234S, 253 (Italy), 253 (UK), 254, 254C, 254CF, 254S, 263 (UK), 264T, 264TCF, 264TS, 273, 274, 274C, 274CF, 274S, 274SK, 283, 284, 284S, 293, 294, 294C, 294S <b>Series: 300</b> 333, 353, 353LX, 353S, 363, 373, 373LX, 373S, 377, 383, 383LX, 383S, 387, 393, 393LX, 393S, 393TLX, 397			


	<b>OEM Number</b> 3774612M91  <b>Note</b> MF 300 series with 4 cyl. Perkins  <b>Hidros number</b>	<b>Alternative Numbers</b>  3701005M91 3595202M91 3597692M91 3597706M91	<b>Working volume</b>  <b>Flange</b>  <b>Shaft type</b>  <b>Rotation</b>	<b>Ports</b>  <b>Port Sizes</b> Inlet: Pressure: <b>Flange mount holes</b> Inlet: Pressure:
<b>Tractor Type</b>	<b>Series: 100</b> 174F, 184F, 194F <b>Series: 300</b> 362, 365 (B18009-> ), 372N, 374F, 374S, 375 (B18009-> ), 382N, 384S, 390 (B18009-> ), 394S, 398 (B18009-> )			


	<b>OEM Number</b> 3597420M91  <b>Note</b> MF 399 with 6.354 Perkins  <b>Hidros number</b>	<b>Alternative Numbers</b>  3595383M91	<b>Working volume</b>  <b>Flange</b>  <b>Shaft type</b>  <b>Rotation</b>	<b>Ports</b>  <b>Port Sizes</b> Inlet: Pressure: <b>Flange mount holes</b> Inlet: Pressure:
<b>Tractor Type</b>	<b>Series: 300 :</b> 399			


	<b>OEM Number</b> 3774613M91  <b>Note</b> MF 399SE with 1006 Perkins  <b>Hidros number</b>	<b>Alternative Numbers</b>  3611854M91 3701006M91	<b>Working volume</b>  <b>Flange</b>  <b>Shaft type</b>  <b>Rotation</b>	<b>Ports</b>  <b>Port Sizes</b> Inlet: Pressure: <b>Flange mount holes</b> Inlet: Pressure:
<b>Tractor Type</b>	<b>Series: 300</b> 396 (Motor : 1006.6 ), 399			




	<b>OEM Number</b> 052207T1  <b>Hidros number</b>	<b>Alternative Numbers</b>	<b>Working volume</b>  <b>Flange</b> 50 mm pilot – 2 bolt <b>Shaft type</b> 1:5 taper <b>Rotation</b>	<b>Ports</b>  <b>Port Sizes</b> <b>Inlet:</b> <b>Pressure:</b> <b>Flange mount holes</b> <b>Inlet:</b> <b>Pressure:</b>
<b>Tractor Type</b>	MF425 (4 cyl-1004),MF435 (4 cyl -1004),MF440 (4cyl-1004),MF445 (4 cyl)			


	<b>OEM Number</b> 041683T1  <b>Hidros number</b>	<b>Alternative Numbers</b>  041682T1	<b>Working volume</b>  <b>Flange</b>  <b>Shaft type</b>  <b>Rotation</b>	<b>Ports</b>  <b>Port Sizes</b> <b>Inlet:</b> <b>Pressure:</b> <b>Flange mount holes</b> <b>Inlet:</b> <b>Pressure:</b>
<b>Tractor Type</b>	MF425 (4 cyl-1004),MF435 (4 cyl -1004),MF440 (4cyl-1004),MF445 (4 cyl)			


	<b>OEM Number</b> 062976T1  <b>Hidros number</b>	<b>Alternative Numbers</b>  038479T1 0510565367	<b>Working volume</b>  <b>Flange</b>  <b>Shaft type</b>  <b>Rotation</b>	<b>Ports</b>  <b>Port Sizes</b> <b>Inlet:</b> <b>Pressure:</b> <b>Flange mount holes</b> <b>Inlet:</b> <b>Pressure:</b>
<b>Tractor Type</b>	MF 630/640/650/660/680			


	<b>OEM Number</b> 3382280M1  <b>Hidros number</b>	<b>Alternative Numbers</b>  3616060M1  <b>Alternative Manufacturer</b>  0510665389	<b>Working volume</b>  <b>Flange</b>  <b>Shaft type</b>  <b>Rotation</b>	<b>Ports</b>  <b>Port Sizes</b> <b>Inlet:</b> <b>Pressure:</b> <b>Flange mount holes</b> <b>Inlet:</b> <b>Pressure:</b>
<b>Tractor Type</b>	<b>Serie: 3000</b> 3050, 3060, 3065, 3070, 3075, 3080, 3085, 3090, 3095 <b>Serie: 3100</b> 3115, 3120, 3125 <b>Serie: 6100</b> 6110, 6120, 6130, 6140, 6150, 6160, 6170, 6180, 6190 <b>Serie: 6200</b> 6235, 6235HV, 6245, 6245HV, 6255, 6255HV, 6260, 6265, 6270, 6280, 6290 <b>Combine-harvester Serie:</b> 625			




	<b>OEM Number</b> 052107T1  <b>Hidros number</b>	<b>Alternative Numbers</b>  <b>Alternative Manufacturer</b>	<b>Working volume</b>  <b>Flange</b> 50 mm pilot – 2 bolt <b>Shaft type</b> 1:5 taper <b>Rotation</b>	<b>Ports</b>  <b>Port Sizes</b> Inlet: Pressure: <b>Flange mount holes</b> Inlet: Pressure:
<b>Tractor Type</b>	MF425 (4 cyl-1004),MF435 (4 cyl -1004),MF440 (4cyl-1004),MF445 (4 cyl)			


	<b>OEM Number</b> 3816909M91  <b>Note</b> Steering & Lift pump 540/1000 P.T.O. <b>Hidros number</b>	<b>Alternative Numbers</b> 3800194M91  <b>Alternative Manufacturer</b>  0510565088 MNR 1518 222 456 MNR 1518 222 455 0510565088	<b>Working volume</b>  <b>Flange</b>  <b>Shaft type</b>  <b>Rotation</b>	<b>Ports</b>  <b>Port Sizes</b> Inlet: Pressure: <b>Flange mount holes</b> Inlet: Pressure:
<b>Tractor Type</b>	<b>Serie: 4200</b> 4225, 4225HV, 4235, 4235 (USA), 4235HV, 4235HV (USA), 4240, 4245, 4245HV, 4255, 4255HV, 4260, 4265, 4270 <b>Serie: 4300</b> 4325, 4325HV, 4335, 4335HV, 4345, 4345HV, 4355, 4355HV, 4360			


	<b>OEM Number</b> 3816910M91  <b>Note</b> Steering & Lift pump 540/750 P.T.O. <b>Hidros number</b>	<b>Alternative Numbers</b> 3800195M91  <b>Alternative Manufacturer</b>  0510665120	<b>Working volume</b>  <b>Flange</b>  <b>Shaft type</b>  <b>Rotation</b>	<b>Ports</b>  <b>Port Sizes</b> Inlet: Pressure: <b>Flange mount holes</b> Inlet: Pressure:
<b>Tractor Type</b>	<b>Serie: 4200</b> 4215, 4220, 4225, 4225HV, 4235, 4235 (USA), 4235HV, 4235HV (USA), 4240, 4245, 4245HV, 4255, 4255HV, 4260, 4265 <b>Serie: 4300</b> 4315, 4320, 4325, 4325HV, 4335, 4335HV, 4345, 4345HV, 4355, 4355HV, 4365			


	<b>OEM Number</b> 3816911M91  <b>Note</b> Steering & Lift Pump 540 P.T.O. <b>Hidros number</b>	<b>Alternative Numbers</b> 3800196M91  <b>Alternative Manufacturer</b>  0510765044	<b>Working volume</b>  <b>Flange</b>  <b>Shaft type</b>  <b>Rotation</b>	<b>Ports</b>  <b>Port Sizes</b> Inlet: Pressure: <b>Flange mount holes</b> Inlet: Pressure:
<b>Tractor Type</b>	<b>Serie: 4200</b> 4215, 4220, 4225, 4225HV, 4235, 4235 (USA), 4235HV, 4235HV (USA), 4240, 4245, 4245HV, 4255, 4255HV, 4260, 4265 <b>Serie: 4300</b> 4315, 4320, 4325, 4325HV, 4335, 4335HV, 4345, 4345HV, 4355, 4355HV, 4365,			



	<p><b>OEM Number</b> 3816912M91</p> <p><b>Note</b> Auxiliary Pump 540/1000 P.T.O</p> <p><b>Hidros number</b></p>	<p><b>Alternative Numbers</b></p> <p><b>Alternative Manufacturer</b> 0510425329</p>	<p><b>Working volume</b></p> <p><b>Flange</b></p> <p><b>Shaft type</b></p> <p><b>Rotation</b></p>	<p><b>Ports</b></p> <p><b>Port Sizes</b> Inlet: Pressure: <b>Flange mount holes</b> Inlet: Pressure:</p>
<p><b><u>Tractor Type</u></b></p>	<p><b>Serie: 4200</b> 4225, 4225HV, 4235, 4235 (USA), 4235HV, 4235HV (USA), 4240, 4245, 4245HV, 4255, 4255HV, 4260, 4265, 4270 <b>Serie: 4300</b> 4325, 4325HV, 4335, 4335HV, 4345, 4345HV, 4355, 4355HV, 4360, 4370</p>			


	<p><b>OEM Number</b> 3816913M91</p> <p><b>Note</b> Auxiliary Pump 540/1000 P.T.O</p> <p><b>Hidros number</b></p>	<p><b>Alternative Numbers</b></p> <p><b>Alternative Manufacturer</b> 0510241257 0510525367</p>	<p><b>Working volume</b></p> <p><b>Flange</b></p> <p><b>Shaft type</b></p> <p><b>Rotation</b></p>	<p><b>Ports</b></p> <p><b>Port Sizes</b> Inlet: Pressure: <b>Flange mount holes</b> Inlet: Pressure:</p>
<p><b><u>Tractor Type</u></b></p>				


	<p><b>OEM Number</b> 3816914M91</p> <p><b>Note</b> Steering &amp; Lift pump 540/1000 P.T.O. / 10.2 cc</p> <p><b>Hidros number</b></p>	<p><b>Alternative Numbers</b></p> <p><b>Alternative Manufacturer</b> 0510525065</p>	<p><b>Working volume</b></p> <p><b>Flange</b></p> <p><b>Shaft type</b></p> <p><b>Rotation</b></p>	<p><b>Ports</b></p> <p><b>Port Sizes</b> Inlet: Pressure: <b>Flange mount holes</b> Inlet: Pressure:</p>
<p><b><u>Tractor Type</u></b></p>	<p><b>Serie: 4200</b> 4225, 4225HV, 4235, 4235 (USA), 4235HV, 4235HV (USA), 4240, 4245, 4245HV, 4255, 4255HV, 4260, 4265, 4270</p>			


	<p><b>OEM Number</b> 3816915M91</p> <p><b>Note</b> Steering &amp; Lift pump 540 P.T.O. 18.0 cc</p> <p><b>Hidros number</b></p>	<p><b>Alternative Numbers</b></p> <p><b>Alternative Manufacturer</b> 0510625069</p>	<p><b>Working volume</b></p> <p><b>Flange</b></p> <p><b>Shaft type</b></p> <p><b>Rotation</b></p>	<p><b>Ports</b></p> <p><b>Port Sizes</b> Inlet: Pressure: <b>Flange mount holes</b> Inlet: Pressure:</p>
<p><b><u>Tractor Type</u></b></p>	<p><b>Serie: 4200</b> 4225, 4225HV, 4235, 4235 (USA), 4235HV, 4235HV (USA), 4245, 4245HV, 4255, 4255HV, 4260, 4265 <b>Serie: 4300</b> 4325, 4325HV, 4335, 4335HV, 4345, 4345HV, 4355, 4355HV, 4365</p>			







	<b>OEM Number</b> 3652099	<b>Alternative Numbers</b>  3652099M91 3652099M92	<b>Working volume</b>  Flange  Shaft type  Rotation	<b>Ports</b>  Port Sizes Inlet: Pressure: <b>Flange mount holes</b> Inlet: Pressure:
	<b>Hidros number</b>	<b>Alternative Manufacturer</b> F= 1518222491 R= 1518222492 0510465362		
<b>Tractor Type</b>	2225, 2230			


	<b>OEM Number</b> 020556T1	<b>Alternative Numbers</b>	<b>Working volume</b>  Flange  Shaft type  Rotation	<b>Ports</b>  Port Sizes Inlet: Pressure: <b>Flange mount holes</b> Inlet: Pressure:
	<b>Hidros number</b>			
<b>Tractor Type</b>	295, 297, 610, 620, 650, 660, 680BR			


	<b>OEM Number</b> 159397	<b>Alternative Numbers</b>	<b>Working volume</b>  Flange  Shaft type  Rotation	<b>Ports</b>  Port Sizes Inlet: Pressure: <b>Flange mount holes</b> Inlet: Pressure:
	<b>Hidros number</b>			
<b>Tractor Type</b>	25.6, 1465, 1475, 1499SX			


	<b>OEM Number</b> 3549614M91	<b>Alternative Numbers</b>  1425495M92 3536739M91	<b>Working volume</b>  Flange  Shaft type  Rotation	<b>Ports</b>  Port Sizes Inlet: Pressure: <b>Flange mount holes</b> Inlet: Pressure:
	<b>Hidros number</b>	<b>Alternative Manufacturer</b> SNP3/26S C001/ON		
<b>Tractor Type</b>	Serie: 1000: 1114, 1134			




	<p><b>OEM Number</b> Industrial – Steering pump</p> <p><b>Hidros number</b></p>	<p><b>Alternative Numbers</b></p>	<p><b>Working volume</b></p> <p>Flange</p> <p>Shaft type</p> <p>Rotation</p>	<p><b>Ports</b></p> <p>Port Sizes Inlet: Pressure: <b>Flange mount holes</b> Inlet: Pressure:</p>
<p><b>Tractor Type</b></p>	<p>Dragshovel 96</p>			


	<p><b>OEM Number</b> 3533910M91</p> <p><b>Hidros number</b></p>	<p><b>Alternative Numbers</b></p> <p>3534387M91 BH525037</p> <p><b>Alternative Manufacturer</b></p> <p>SNP2/11D C009 RKT</p>	<p><b>Working volume</b></p> <p>Flange</p> <p>Shaft type</p> <p>Rotation</p>	<p><b>Ports</b></p> <p>Port Sizes Inlet: Pressure: <b>Flange mount holes</b> Inlet: Pressure:</p>
<p><b>Tractor Type</b></p>	<p><b>Serie: 300</b> 334V, 353, 353LX, 353S, 354AP, 354AQ, 354F, 354FP, 354FP(X), 354FQ, 354GE, 354GE(X), 354S, 354SP, 354SP(X), 354SQ, 354V, 354VQ, 363, 363LX, 363S, 364AP, 364AQ, 364CF, 364F, 364FP, 364FQ, 364GE, 364S, 364SP, 364SQ, 364V, 364VQ, 366CF</p>			


	<p><b>OEM Number</b> 3186320M92</p> <p><b>Note</b> Complete with valve</p> <p><b>Hidros number</b></p>	<p><b>Alternative Numbers</b></p> <p>1853466M93 1884374M93 3186320M92 3186323M91 3773740M91 3186321M91</p>	<p><b>Working volume</b></p> <p>Flange</p> <p>Shaft type</p> <p>Rotation</p>	<p><b>Ports</b></p> <p>Port Sizes Inlet: Pressure: <b>Flange mount holes</b></p>
<p><b>Tractor Type</b></p>	<p><b>Serie: 100</b> 165, 168, 175, 175S, 178, 185, 188    <b>Serie: 200</b> 265, 275 (France ), 285 (France ), 290 (France ) <b>Serie: 200</b> (Brazil - South Africa) 265    <b>Serie: 300</b> 375, 390</p>			

	<p><b>OEM Number</b> 6202491M91</p> <p><b>Hidros number</b></p>	<p><b>Alternative Numbers</b></p> <p>3773713M91</p>	<p><b>Working volume</b></p> <p>Flange</p> <p>Shaft type</p> <p>Rotation</p>	<p><b>Ports</b></p> <p>Port Sizes Inlet: Pressure: <b>Flange mount holes</b></p>
<p><b>Tractor Type</b></p>	<p>375, 385</p>			



	<p><b>OEM Number</b> 1860100M95</p> <p><b>Note</b> GYRO VALVE increase the hydraulic versatility - add 2 more facilities</p> <p><b>Hidros number</b></p>	<p><b>Alternative Numbers</b></p>	<p><b>Working volume</b></p> <p><b>Flange</b></p> <p><b>Shaft type</b></p> <p><b>Rotation</b></p>	<p><b>Ports</b></p> <p><b>Port Sizes</b> Inlet: Pressure: <b>Flange mount holes</b> Inlet: Pressure:</p>
<p><b><u>Tractor Type</u></b></p>				

	<p><b>OEM Number</b> 1860100M95</p> <p><b>Note</b> SELECTOR VALVE Oil returns directly into gear box via the valve</p> <p><b>Hidros number</b></p>	<p>Imporved version Advantage: Compact &amp; less pipes</p>	<p><b>Working volume</b></p> <p><b>Flange</b></p> <p><b>Shaft type</b></p> <p><b>Rotation</b></p>	<p><b>Ports</b></p> <p><b>Port Sizes</b> Inlet: Pressure: <b>Flange mount holes</b> Inlet: Pressure:</p>
<p><b><u>Tractor Type</u></b></p>				

	<p><b>OEM Number</b> 1695445M91</p> <p><b>Hidros number</b></p>	<p><b>Alternative Numbers</b></p> <p>74416M1, 744161M1 695445M91, 1696663M91 3638258M1, 36862191 36862218, 36862221 36866735, 36866746 3688C017, 744161M1</p> <p><b>Alternative Manufacturer</b> 150N1234 OSPC 100 ON</p>	<p><b>Working volume</b></p> <p><b>Flange</b></p> <p><b>Shaft type</b></p> <p><b>Rotation</b></p>	<p><b>Ports</b></p> <p><b>Port Sizes</b> Inlet: Pressure: <b>Flange mount holes</b> Inlet: Pressure:</p>
<p><b><u>Tractor Type</u></b></p>	<p>Serie: 300 365, 375, 390, 396, 398, 399</p>			